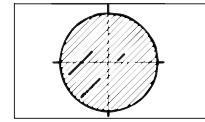
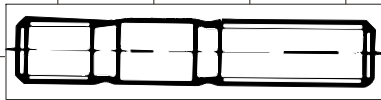
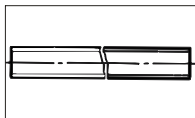


DIN 939 Stud									
Diameter	M5	M6	M8	M10	M12	M16	M20	M24	M27
Length									
22	3.65								
25	4.11	5.85							
28	4.57	6.52							
30	4.88	6.96	13.1						
35	5.65	8.07	15.1	24.2					
40	6.42	9.18	17	27.2	41				
45	7.19	10.2	19	30.3	45.4				
50	7.96	11.4	21	33.3	49.9	94.9			
55		12.5	22.9	36.4	54.3	103			
60		13.6	24.9	39.5	58.8	111	180		
65			26.9	42.6	63.2	119	192		
70			28.9	45.7	67.6	126	205	305	
75			30.8	48.8	72.1	134	217	323	430
80			32.8	51.8	76.5	142	229	341	452
85				54.9	81	150	241	358	475
90				58	85.4	158	254	376	497
95				61.1	89.8	166	266	394	520
100				64.2	94.3	174	279	412	542
110					103	190	303	447	587
120					112	205	328	483	632
130						221	353	518	677
140						237	377	554	722
150						253	402	589	767
160						269	427	625	812
170							451	660	857
180							476	696	902
190							501	731	947
200							525	767	992
220									1082
240									1172



Steel Round Bar	
Diameter	Weight kg. per/m
M1	0.0062
M2	0.0247
M3	0.0555
M4	0.0987
M5	0.1540
M6	0.2220
M7	0.3020
M8	0.3950
M9	0.4990
M10	0.6170
M11	0.7460
M12	0.8880
M13	1.04
M14	1.21
M15	1.36
M16	1.58
M17	1.78
M18	2.00
M19	2.23
M20	2.47
M21	2.72
M22	2.98
M23	3.26
M24	3.55
M25	3.85
M26	4.17
M27	4.50
M28	4.83
M29	5.19
M30	5.55
M32	6.31
M33	6.71
M34	7.13
M35	7.55
M36	7.99
M38	8.90
M40	9.87
M41	10.40
M42	10.90
M43	11.40
M44	11.90
M45	12.50
M46	13.00
M48	14.20
M50	15.40
M55	18.70
M60	22.20
M65	26.00
M70	30.20
M75	34.70
M80	39.50
M85	44.50
M90	49.50
M95	55.60
M100	61.70



DIN 975 Threaded Rod	
Size	Weight
M2	18.7
M2.5	30.0
M3	44.0
M3.5	60.0
M4	78.0
M5	124
M6	177
M8	319
M10	500
M12	725
M14	970
M16	1330
M18	1650
M20	2080
M22	2540
M24	3000
M27	3850
M30	4750
M33	5900
M36	6900
M39	8200
M42	9400
M45	11000
M48	12400

Weight in kgs. per 1,000 pcs. unless otherwise specified. All weights are approximations.
All information is strictly informative