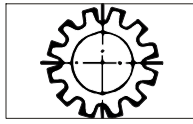
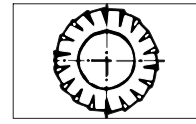


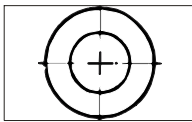
DIN 137 Spring Washers		
Size	Weight	
	Type A	Type B
M1	0.006	
M1.2	0.009	
M1.4	0.010	
M1.7	0.020	
M1.8	0.020	
M2	0.028	
M2.3	0.035	
M2.6	0.041	
M3	0.063	0.166
M3.5	0.088	0.154
M4	0.140	0.193
M5	0.222	0.266
M6	0.247	0.318
M7	0.265	0.800
M8	0.476	0.76
M10	1.05	2.04
M12		3.1
M14		5.5
M16		6.0
M18		7.8
M20		8.43
M22		11.9
M24		14.5
M27		21.1
M30		29.5



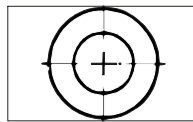
DIN 6797 Toothed Washer		
Size	Weight	
	Type A	Type J
1.6	0.010	
2	0.025	0.040
2.5	0.040	0.045
3	0.045	0.045
3.5	0.075	0.085
4	0.095	0.10
5	0.18	0.20
6	0.22	0.25
7	0.30	0.35
8	0.45	0.55
10	0.80	0.9
12	1.0	1.2
14	1.6	1.9
16	2.0	2.4
18	3.5	3.7
20	3.8	4.1
22	5.0	6.0
24	6.0	6.5
27	8.0	8.5
30	9.0	9.5



DIN 6798 Serrated Washer		
Size	Weight	
	Type A/J	Type V
1.6	0.020	
2.0	0.030	0.025
2.5	0.045	0.030
3.0	0.06	0.040
3.5	0.11	0.075
4	0.14	0.1
5	0.28	0.2
6	0.36	0.3
7	0.50	
8	0.80	0.5
10	1.25	1.0
12	1.6	1.5
14	2.3	1.9
16	2.9	2.3
18	5.0	
20	6.0	
22	7.5	
24	8.0	
27	12	
30	14	



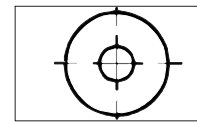
DIN 433 Flat Washer	
Size	Weight
M1	0.010
M1.2	0.013
M1.4	0.012
M1.6	0.016
M1.8	0.023
M2	0.047
M2.5	0.055
M3	0.080
M3.5	0.110
M4	0.140
M5	0.385
M6	0.79
M8	1.52
M10	2.11
M12	2.85
M14	4.30
M16	5.42
M18	8.31
M20	9.98



DIN 7349 Flat Washer	
Size	Weight
3	0.436
4	1.24
5	2.43
6	4.59
8	9.15
10	12.7
12	27.1
14	39.6
16	48.5
18	77.4
20	73.4
22	97.1
24	116
27	174
30	226



DIN 7980 High Collar Lock Washer	
Size	Weight
M3	0.105
M3.5	0.114
M4	0.195
M5	0.370
M6	0.425
M8	1.05
M10	1.96
M12	2.28
M14	3.80
M16	5.94
M18	6.60
M20	12.3
M22	13.6
M24	18.1
M27	20.6
M30	32
M33	35
M36	52.5
M42	80
M48	90



DIN 9021 Fender Washer	
Size	Weight
2.5	0.280
3.0	0.349
3.5	0.529
4	0.774
5	1.46
6	2.79
7	5.29
8	6.23
10	12.2
12	22.2
14	31.6
16	40.9
18	67.4
20	76.8
24	139
30	273
36	522

Weight in kgs. per 1,000 pcs. unless otherwise specified. All weights are approximations.  
All information is strictly informative